

Invesco VI International Growth Fund — Series II Shares

Investment Strategy from investment's prospectus

The investment seeks long-term growth of capital. The fund invests primarily in equity securities and depository receipts of foreign issuers. The principal types of equity securities in which the fund invests are common and preferred stock. The fund may also invest up to 1.25 times the amount of the exposure to emerging markets countries in the MSCI All Country World ex-U.S. Growth Index. It invests primarily in securities of issuers that are considered by the fund's portfolio managers to have potential for earnings or revenue growth.

Past name: AIM V.I. International Growth II.

Category Description: Foreign Large Growth

Foreign large-growth funds focus on high-priced growth stocks, mainly outside of the United States. Most of these funds divide their assets among a dozen or more developed markets, including Japan, Britain, France, and Germany. They tend to invest the rest in emerging markets such as Hong Kong, Brazil, Mexico and Thailand. These funds typically will have less than 20% of assets invested in U.S. stocks.

Operations

Fund Inception Date	09-19-01
Initial Share Class Inception Date	05-05-93
Advisor	Invesco Advisers, Inc.
Subadvisor	—

Fees and Expenses as of 04-30-21

Gross Prospectus Expense Ratio	1.17%
Net Prospectus Expense Ratio	1.17%


Waiver Data	Type	Exp.Date	%
—	—	—	—

Portfolio Manager(s)

Clas G. Olsson. B.A., University of TexasAustin. Since 1997.
Matthew W. Dennis, CFA. M.S., Texas A&M University. B.A., University of TexasAustin. Since 2003.

Portfolio Analysis as of 08-31-21

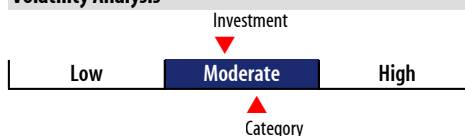
Composition as of 08-31-21



Top 20 Holdings as of 08-31-21

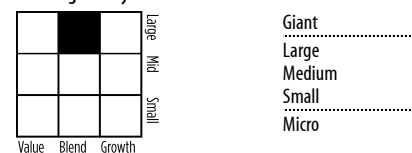
Company	% Assets
CGI Inc Class A	2.94
Taiwan Semiconductor Manufacturing Co Ltd ADR	2.89
Philip Morris International Inc	2.80
Broadcom Inc	2.77
Sony Group Corp	2.66
Investor AB Class B	2.59
HDFC Bank Ltd ADR	2.52
Schneider Electric SE	2.47
Wal - Mart de Mexico SAB de CV	2.47
Sandvik AB	2.41
FincoBank SpA	2.37
Olympus Corp	2.37
AIA Group Ltd	2.20
Wolters Kluwer NV	2.14
Yum China Holdings Inc	2.09
Nestle SA	2.05
Linde PLC	2.01
B3 SA - Brasil Bolsa Balcao	1.96
Invesco Shrt-Trm Inv Treasury Instl	1.95
Samsung Electronics Co Ltd	1.87
Total Number of Stock Holdings	64
Total Number of Bond Holdings	—
Annual Turnover Ratio %	—
Total Fund Assets (\$mil)	1,377.99

Volatility Analysis



In the past, this investment has shown a relatively moderate range of price fluctuations relative to other investments. This investment may experience larger or smaller price declines or price increases depending on market conditions. Some of this risk may be offset by owning other investments with different portfolio makeups or investment strategies.

Morningstar Style Box™ as of 08-31-21



Statistics as of 08-31-21

Statistic	Stk Port Avg	S&P 500
P/E Ratio	20.39	20.14
P/B Ratio	2.94	3.86
P/C Ratio	14.78	14.23
GeoAvgCap(\$mil)	64,994.85	201,739.88

Risk Measures as of 09-30-21

Metric	Port Avg	S&P 500
3 Yr Std Dev	17.14	18.81
3 Yr Sharpe Ratio	0.55	0.83
3 Yr Alpha	1.67	—
3 Yr Beta	0.95	—
3 Yr R-squared	96.07	—

Top 10 Countries as of 08-31-21

Japan
United States
China
France
Canada
Netherlands
United Kingdom
Sweden
Switzerland
South Korea

Notes

This material is authorized for client use only when preceded accompanied by a Disclosure Statement, a product prospectus, prospectus and/or informational brochure containing more information. These can be obtained from your investment pro and should be read carefully before investing or sending mon

NOT A DEPOSIT — NOT FDIC INSURED — NOT INSURED BY AI FEDERAL GOVERNMENT AGENCY — NOT GUARANTEED BY THE INSTITUTION — MAY GO DOWN IN VALUE