

Release Date: 12-31-2020

# Columbia VP High Yield Bond Fund — Class 2

## Investment Strategy from investment's prospectus

The investment seeks to provide shareholders with high current income as its primary objective and, as its secondary objective, capital growth. Under normal market conditions, the fund invests at least 80% of its net assets (including the amount of any borrowings for investment purposes) in high-yield debt instruments (commonly referred to as "junk" bonds or securities). It may invest up to 25% of its net assets in debt instruments of foreign issuers. The fund may invest in debt instruments of any maturity and does not seek to maintain a particular dollar-weighted average maturity.

Past name: RiverSource VP High Yield Bond 2.

## Category Description: High Yield Bond

High-yield bond portfolios concentrate on lower-quality bonds. Because such bonds are riskier than those of higher-quality companies, they offer higher coupons to attract investors. Therefore, these funds generally offer higher yields than other types of funds, but they are also more vulnerable to economic and credit risk. While defaults have been rare lately, these funds can suffer losses from recessions and bankruptcies.

## Operations

Fund Inception Date	05-03-10
Initial Share Class Inception Date	05-01-96
Advisor	Columbia Mgmt Investment Advisers, LLC
Subadvisor	—

## Fees and Expenses as of 05-01-20

Gross Prospectus Expense Ratio	1.02%
Net Prospectus Expense Ratio	0.92%


Waiver Data	Type	Exp.Date	%
Expense Ratio	Contractual	04-30-21	0.10

## Portfolio Manager(s)

Brian J. Lavin, CFA, M.B.A., University of WisconsinMilwaukee. B.A., University of St. Thomas. Since 2010.  
 Daniel J. DeYoung, B.S., University of Minnesota (Carlson). Since 2019.

## Portfolio Analysis as of 09-30-20

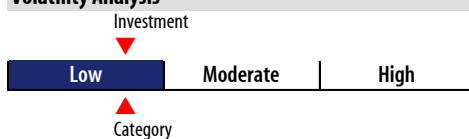
### Composition as of 09-30-20



### Top 20 Holdings as of 09-30-20

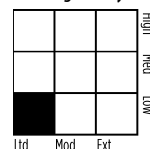
Company Name	% Assets
Columbia Short-Term Cash	1.54
DISH DBS Corporation 7.75% 07-01-26	1.33
CSC Holdings, LLC 6.5% 02-01-29	1.28
TransDigm, Inc. 6.25% 03-15-26	0.98
Occidental Petroleum Corporation 2.9% 08-15-24	0.90
FREEPORT-MCMORAN INC 5.45% 03-15-43	0.82
DCP Midstream Operating, LP 5.6% 04-01-44	0.81
SBA Communications Corporation 4.88% 09-01-24	0.80
Sprint Capital Corporation 6.88% 11-15-28	0.78
NextEra Energy Operating Partners LP 4.5% 09-15-27	0.77
Novelis Corporation 5.88% 09-30-26	0.67
Constellium SE 5.88% 02-15-26	0.67
CCO Holdings, LLC/ CCO Holdings Capital Corp. 4.75% 03-01-30	0.63
Centene Corporation 4.62% 12-15-29	0.60
Bausch Health Companies Inc 6.12% 04-15-25	0.60
Tenet Healthcare Corporation 5.12% 11-01-27	0.59
Ford Motor Credit Company LLC 5.58% 03-18-24	0.59
Petsmart Inc 7.12% 03-15-23	0.55
IRB HOLDING CORP 6.75% 02-15-26	0.55
STARFRUIT FINCO B V / STARFRUIT US HOLDCO LLC 8% 10-01-26	0.55
Total Number of Stock Holdings	—
Total Number of Bond Holdings	462
Annual Turnover Ratio %	49.00
Total Fund Assets (\$mil)	326.45

## Volatility Analysis



In the past, this investment has shown a relatively small range of fluctuations relative to other investments. Based on this measure, currently more than two thirds of all investments have shown higher levels of risk. Consequently, this investment may appeal to investors looking for a conservative investment strategy.

## Morningstar Style Box™ as of 09-30-20



Average Effective Duration	4.11
Average Effective Maturity	4.98

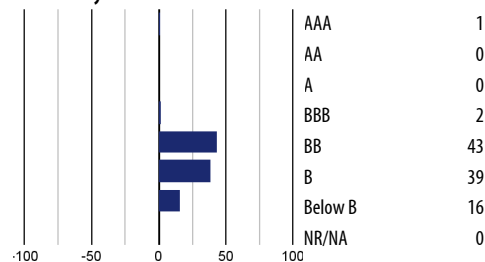
## Risk Measures as of 12-31-20

Metric	Port Avg	BC Aggr	Category
3 Yr Std Dev	9.30	3.40	9.30
3 Yr Sharpe Ratio	0.50	1.11	0.41
3 Yr Alpha	2.11	—	1.43
3 Yr Beta	0.69	—	0.57
3 Yr R-squared	6.31	—	4.80

## Morningstar Sectors as of 09-30-20

Sector	%Fund	%Category
Government	0.00	1.11
Corporate	98.37	88.93
Securitized	0.00	1.10
Municipal	0.00	0.00
Cash and Equivalents	1.63	4.63
Other	0.00	4.23

## Credit Analysis as of 09-30-20



## Notes

This material is authorized for client use only when preceded or accompanied by a Disclosure Statement, a product prospectus, a fund prospectus and/or informational brochure containing more complete information. These can be obtained from your investment professional and should be read carefully before investing or sending money.

NOT A DEPOSIT — NOT FDIC INSURED — NOT INSURED BY ANY FEDERAL GOVERNMENT AGENCY — NOT GUARANTEED BY THE INSTITUTION — MAY GO DOWN IN VALUE