

Release Date: 12-31-2020

NVIT Investor Destinations Conservative Fund — Class II

Investment Strategy from investment's prospectus

The investment seeks a high level of total return consistent with a conservative level of risk. The fund is a "fund of funds" that invests primarily in affiliated mutual funds representing a variety of asset classes. It invests heavily in underlying funds that invest in fixed-income securities, such as bonds, mortgage-backed securities and asset-backed securities, and a relatively small portion of its assets in underlying funds that invest in equity securities. The fund allocates approximately 80% of its net assets in bonds and approximately 20% in U.S. and international stocks.

Past name: NVIT Investor Destinations Conserv 2.

Category Description: Allocation—15% to 30% Equity

Funds in allocation categories seek to provide both income and capital appreciation by investing in multiple asset classes, including stocks, bonds, and cash. These portfolios are dominated by domestic holdings and have equity exposures between 15% and 30%.

Operations

Fund Inception Date	12-12-01
Initial Share Class Inception Date	12-12-01
Advisor	Nationwide Fund Advisors
Subadvisor	—

Fees and Expenses as of 09-15-20

Gross Prospectus Expense Ratio	0.82%
Net Prospectus Expense Ratio	0.82%


Waiver Data	Type	Exp.Date	%

Portfolio Manager(s)

Christopher C. Graham. Since 2016.
 Keith P. Robinette, CFA. Since 2017.

Portfolio Analysis as of 11-30-20

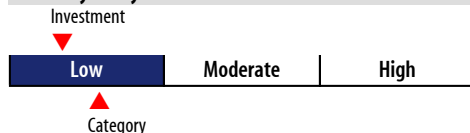
Composition as of 11-30-20



Top 14 Holdings as of 11-30-20

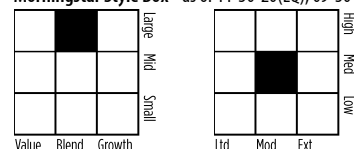
Holdings	% Assets
Nvit Bond Index Y	30.08
Nationwide Core Plus Bond R6	10.89
Nvit Short Term Bond Y	10.25
Nvit S&P 500 Index Y	8.42
Nvit International Index Y	5.80
Nationwide Inflation-Prot Secs R6	4.95
Nvit Mid Cap Index Y	1.65
Nvit Emerging Markets Y	1.63
Nationwide Risk-Based Us Equity Etf	1.57
Nationwide Risk-Based Intl Eq Etf	1.01
Ishares 20+ Year Treasury Bond Etf	0.95
Nvit Small Cap Index Y	0.57
Ishares Core Msci Emerging Markets Etf	0.53
Ishares 7-10 Year Treasury Bond Etf	0.00
Total Number of Stock Holdings	—
Total Number of Bond Holdings	—
Annual Turnover Ratio %	—
Total Fund Assets (\$mil)	795.34

Volatility Analysis



In the past, this investment has shown a relatively small range of fluctuations relative to other investments. Based on this measure, currently more than two thirds of all investments have shown higher levels of risk. Consequently, this investment may appeal to investors looking for a conservative investment strategy.

Morningstar Style Box™ as of 11-30-20(EQ); 09-30-20(F-I)



Statistics as of 11-30-20

Statistics	Stk Port Avg	S&P 500	Category
P/E Ratio	19.04	22.62	20.11
P/B Ratio	2.35	3.67	2.75
P/C Ratio	11.78	15.03	12.92
GeoAvgCap(\$mil)	57,992.39	176,727.08	66,356.84

Risk Measures as of 12-31-20

Risk Measures	Port Avg	S&P 500	Category
3 Yr Std Dev	4.30	18.80	6.95
3 Yr Sharpe Ratio	0.73	0.72	0.57
3 Yr Alpha	0.54	—	-0.37
3 Yr Beta	0.36	—	0.55
3 Yr R-squared	92.23	—	84.70

Morningstar Sectors as of 11-30-20

Sectors	%Fund	S&P 500 %
Cyclical	32.97	30.69
Basic Materials	4.59	2.27
Consumer Cyclical	11.56	12.50
Financial Services	13.76	13.50
Real Estate	3.06	2.42
Sensitive	40.62	46.03
Communication Services	9.34	10.77
Energy	2.41	2.28
Industrials	11.52	8.79
Technology	17.35	24.19
Defensive	26.40	23.28
Consumer Defensive	9.11	6.97
Healthcare	13.74	13.55
Utilities	3.55	2.76

Notes

This material is authorized for client use only when preceded or accompanied by a Disclosure Statement, a product prospectus, a fund prospectus and/or informational brochure containing more complete information. These can be obtained from your investment professional and should be read carefully before investing or sending money.

NOT A DEPOSIT — NOT FDIC INSURED — NOT INSURED BY ANY FEDERAL GOVERNMENT AGENCY — NOT GUARANTEED BY THE INSTITUTION — MAY GO DOWN IN VALUE