

Release Date: 12-31-2020

NVIT Investor Destinations Moderately Aggressive Fund — Class II

Investment Strategy from investment's prospectus

The investment seeks growth of capital, but also seeks income consistent with a moderately aggressive level of risk as compared to other Investor Destinations Funds. The fund is a "fund of funds" that invests primarily in affiliated mutual funds representing a variety of asset classes. It pursues its objective for growth of capital, but also income, with a moderately aggressive level of risk by investing considerably in underlying funds that invest in equity securities.

Past name: NVIT Investor Destinations Mod Agrsv 2.

Category Description: Allocation—70% to 85% Equity

Funds in allocation categories seek to provide both income and capital appreciation by investing in multiple asset classes, including stocks, bonds, and cash. These portfolios are dominated by domestic holdings and have equity exposures between 70% and 85%..

Operations

Fund Inception Date	12-12-01
Initial Share Class Inception Date	12-12-01
Advisor	Nationwide Fund Advisors
Subadvisor	—

Fees and Expenses as of 09-15-20

Gross Prospectus Expense Ratio	0.85%
Net Prospectus Expense Ratio	0.85%

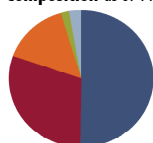
Waiver Data	Type	Exp.Date	%
—	—	—	—

Portfolio Manager(s)

Christopher C. Graham. Since 2016.
 Keith P. Robinette, CFA. Since 2017.

Portfolio Analysis as of 11-30-20

Composition as of 11-30-20

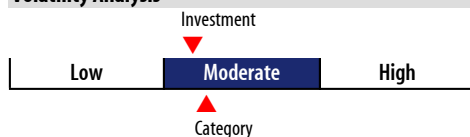


	% Assets
U.S. Stocks	50.63
Non-U.S. Stocks	30.44
Bonds	15.13
Cash	1.87
Other	2.80

Top 11 Holdings as of 11-30-20

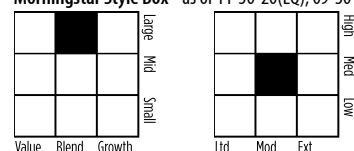
	% Assets
Nvit S&P 500 Index Y	33.02
Nvit International Index Y	19.53
Nvit Mid Cap Index Y	12.05
Nvit Bond Index Y	11.08
Nvit Emerging Markets Y	5.69
Nationwide Core Plus Bond R6	4.71
Nationwide Max Divers Us Cor Eq Etf	3.67
Ishares Core Msci Emerging Markets Etf	3.12
Nvit Small Cap Index Y	2.17
Nationwide Risk-Based Intl Eq Etf	2.01
Ishares 20+ Year Treasury Bond Etf	0.28
Total Number of Stock Holdings	—
Total Number of Bond Holdings	—
Annual Turnover Ratio %	11.88
Total Fund Assets (\$mil)	1,124.59

Volatility Analysis



In the past, this investment has shown a relatively moderate range of price fluctuations relative to other investments. This investment may experience larger or smaller price declines or price increases depending on market conditions. Some of this risk may be offset by owning other investments with different portfolio makeups or investment strategies.

Morningstar Style Box™ as of 11-30-20(EQ); 09-30-20(F-I)



Statistics as of 11-30-20	Stk Port Avg	S&P 500	Category
P/E Ratio	18.99	22.62	19.95
P/B Ratio	2.35	3.67	2.75
P/C Ratio	11.85	15.03	12.72
GeoAvgCap(\$mil)	52,102.55	176,727.08	68,660.04

Risk Measures as of 12-31-20	Port Avg	S&P 500	Category
3 Yr Std Dev	14.95	18.80	16.53
3 Yr Sharpe Ratio	0.49	0.72	0.47
3 Yr Alpha	-2.10	—	-2.41
3 Yr Beta	1.29	—	1.38
3 Yr R-squared	99.19	—	94.21

Morningstar Sectors as of 11-30-20

	%Fund	S&P 500 %
Cyclical	34.48	30.69
Basic Materials	4.55	2.27
Consumer Cyclical	12.10	12.50
Financial Services	14.03	13.50
Real Estate	3.80	2.42
Sensitive	40.80	46.03
Communication Services	9.09	10.77
Energy	2.47	2.28
Industrials	11.42	8.79
Technology	17.82	24.19
Defensive	24.72	23.28
Consumer Defensive	8.39	6.97
Healthcare	13.03	13.55
Utilities	3.30	2.76

Notes

This material is authorized for client use only when preceded or accompanied by a Disclosure Statement, a product prospectus, a fund prospectus and/or informational brochure containing more complete information. These can be obtained from your investment professional and should be read carefully before investing or sending money.

NOT A DEPOSIT — NOT FDIC INSURED — NOT INSURED BY ANY FEDERAL GOVERNMENT AGENCY — NOT GUARANTEED BY THE INSTITUTION — MAY GO DOWN IN VALUE