

# NVIT Bond Index Fund — Class I

## Investment Strategy from investment's prospectus

The investment seeks to match the performance of the Bloomberg Barclays U.S. Aggregate Bond Index as closely as possible before the deduction of fund expenses. Under normal circumstances, the fund invests at least 80% of its net assets in a statistically selected sampling of bonds and other fixed-income securities that are included in or correlated with the Aggregate Bond Index. The index represents a wide spectrum of U.S. dollar-denominated, investment grade fixed-income securities, including U.S. government securities and other debt instruments of domestic and foreign issuers, as well as asset-backed securities and mortgage-backed securities.

## Category Description: Intermediate Core Bond

Intermediate-term core bond portfolios invest primarily in investment-grade U.S. fixed-income issues including government, corporate, and securitized debt, and hold less than 5% in below-investment-grade exposures. Their durations (a measure of interest-rate sensitivity) typically range between 75% and 125% of the three-year average of the effective duration of the Morningstar Core Bond Index.

## Operations

Fund Inception Date	04-30-14
Initial Share Class Inception Date	04-19-07
Advisor	Nationwide Fund Advisors
Subadvisor	BlackRock Investment Management, LLC

## Fees and Expenses as of 04-30-21

Gross Prospectus Expense Ratio	0.38%
Net Prospectus Expense Ratio	0.38%

## Waiver Data


Type	Exp.Date	%
—	—	—

## Portfolio Manager(s)

Karen Uyehara. Since 2011.  
James Mauro. M.S., Boston University. B.S., St. Michael's College. Since 2021.

## Portfolio Analysis as of 08-31-21

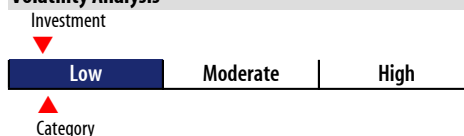
### Composition as of 08-31-21



### Top 20 Holdings as of 08-31-21

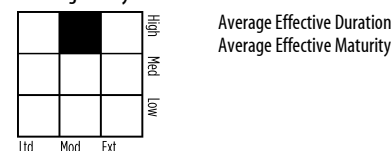
Security	% Assets
United States Treasury Notes 2.375% 08-15-24	1.09
Federal National Mortgage Association 2% 09-25-51	0.98
United States Treasury Notes 1.75% 09-30-22	0.89
United States Treasury Notes 2% 02-15-25	0.83
United States Treasury Notes 1.5% 08-15-22	0.77
United States Treasury Notes 0.375% 11-30-25	0.63
United States Treasury Notes 0.125% 11-30-22	0.63
United States Treasury Notes 0.25% 07-31-25	0.62
United States Treasury Notes 1.5% 09-30-24	0.61
Federal National Mortgage Association 1.5% 09-25-51	0.61
Federal Home Loan Mortgage Corporation 2% 05-01-51	0.60
United States Treasury Bonds 2.5% 02-15-45	0.59
United States Treasury Notes 2.875% 08-15-28	0.54
Government National Mortgage Association 2.5% 09-15-51	0.53
Federal National Mortgage Association 1.5% 09-25-36	0.52
United States Treasury Notes 2.875% 05-15-28	0.48
United States Treasury Notes 0.875% 11-15-30	0.47
United States Treasury Notes 2.75% 02-15-28	0.47
United States Treasury Notes 1.625% 09-30-26	0.44
United States Treasury Notes 2.125% 12-31-22	0.43
Total Number of Stock Holdings	—
Total Number of Bond Holdings	3259
Annual Turnover Ratio %	114.32
Total Fund Assets (\$mil)	2,227.87

## Volatility Analysis



In the past, this investment has shown a relatively small range of fluctuations relative to other investments. Based on this measure, currently more than two thirds of all investments have shown higher levels of risk. Consequently, this investment may appeal to investors looking for a conservative investment strategy.

## Morningstar Style Box™ as of 08-31-21



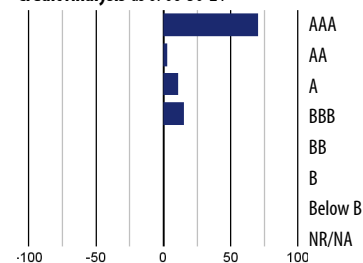
## Risk Measures as of 09-30-21

Metric	Port Avg	BC Aggr
3 Yr Std Dev	3.60	3.54
3 Yr Sharpe Ratio	1.11	1.23
3 Yr Alpha	-0.40	—
3 Yr Beta	1.01	—
3 Yr R-squared	99.71	—

## Morningstar Sectors as of 08-31-21

Sector	%Fund
Government	40.39
Corporate	25.48
Securitized	27.86
Municipal	0.77
Cash and Equivalents	5.50
Other	0.00

## Credit Analysis as of 06-30-21



## Notes

This material is authorized for client use only when preceded and accompanied by a Disclosure Statement, a product prospectus, prospectus and/or informational brochure containing more complete information. These can be obtained from your investment professional and should be read carefully before investing or sending money.

NOT A DEPOSIT — NOT FDIC INSURED — NOT INSURED BY ANY FEDERAL GOVERNMENT AGENCY — NOT GUARANTEED BY THE INSTITUTION — MAY GO DOWN IN VALUE