

NVIT BlueprintSM Aggressive Fund — Class I

Investment Strategy from investment's prospectus

The investment seeks maximum growth of capital consistent with a more aggressive level of risk as compared to other BlueprintSM Funds. The fund is a "fund of funds" that invests primarily in affiliated mutual funds representing a variety of asset classes. It aims to provide diversification across traditional asset classes—U.S. stocks and international stocks—by investing primarily in mutual funds offered by Nationwide Variable Insurance Trust and affiliated or unaffiliated exchange-traded funds. It allocates approximately 54% of its net assets in U.S. stocks, approximately 36% in international stocks and approximately 10% in bonds.

Past name: NVIT Cardinal Aggressive I.

Category Description: Allocation—85%+ Equity

Funds in allocation categories seek to provide both income and capital appreciation by investing in multiple asset classes, including stocks, bonds, and cash. These portfolios are dominated by domestic holdings and have equity exposures of over 85%. These funds typically allocate at least 10% to equities of foreign companies and do not exclusively allocate between cash and equities.

Operations

Fund Inception Date	03-27-08
Initial Share Class Inception Date	03-27-08
Advisor	Nationwide Fund Advisors
Subadvisor	—

Fees and Expenses as of 04-30-21

Gross Prospectus Expense Ratio	1.17%
Net Prospectus Expense Ratio	1.05%


Waiver Data	Type	Exp.Date	%
Expense Ratio	Contractual	04-30-22	0.12

Portfolio Manager(s)

Christopher C. Graham. Since 2016.
Keith P. Robinette, CFA. Since 2017.

Portfolio Analysis as of 08-31-21

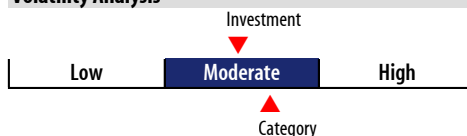
Composition as of 08-31-21



Top 9 Holdings as of 08-31-21

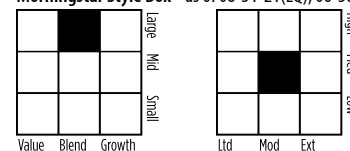
	% Assets
NVIT GS Large Cap Equity Insights Y	40.18
NVIT US 130/30 Equity Y	15.21
NVIT GS International Eq Insqts Y	15.15
Nvit Gs Emerging Markets Eq Insqts Y	9.42
Nationwide International Sm Cp R6	7.19
NVIT GS Small Cap Equity Insights Y	5.00
NVIT Core Plus Bond Y	3.92
NVIT Core Bond Y	3.14
Nationwide Bond R6	0.79
Total Number of Stock Holdings	—
Total Number of Bond Holdings	—
Annual Turnover Ratio %	—
Total Fund Assets (\$mil)	158.87

Volatility Analysis



In the past, this investment has shown a relatively moderate range of price fluctuations relative to other investments. This investment may experience larger or smaller price declines or price increases depending on market conditions. Some of this risk may be offset by owning other investments with different portfolio makeups or investment strategies.

Morningstar Style BoxSM as of 08-31-21(EQ); 06-30-21(F-I)



Statistics as of 08-31-21

	Stk Port Avg	S&P 500
P/E Ratio	14.90	20.14
P/B Ratio	2.16	3.86
P/C Ratio	8.76	14.23
GeoAvgCap(\$mil)	42,837.35	201,739.88

Risk Measures as of 09-30-21

	Port Avg	S&P 500
3 Yr Std Dev	17.56	18.81
3 Yr Sharpe Ratio	0.61	0.83
3 Yr Alpha	-3.08	—
3 Yr Beta	1.51	—
3 Yr R-squared	97.93	—

Morningstar Sectors as of 08-31-21

	%Fund
Cyclical	38.63
Basic Materials	5.07
Consumer Cyclical	13.47
Financial Services	14.80
Real Estate	5.29
Sensitive	41.83
Communication Services	9.18
Energy	2.16
Industrials	10.31
Technology	20.18
Defensive	19.54
Consumer Defensive	4.19
Healthcare	13.76
Utilities	1.59

Notes

This material is authorized for client use only when preceded accompanied by a Disclosure Statement, a product prospectus, prospectus and/or informational brochure containing more information. These can be obtained from your investment prc and should be read carefully before investing or sending mon

NOT A DEPOSIT — NOT FDIC INSURED — NOT INSURED BY AI FEDERAL GOVERNMENT AGENCY — NOT GUARANTEED BY THE INSTITUTION — MAY GO DOWN IN VALUE