

# NVIT Blueprint<sup>SM</sup> Moderately Conservative Fund — Class I

## Investment Strategy from investment's prospectus

The investment seeks a high level of total return consistent with a moderately conservative level of risk. The fund is a "fund of funds" that invests primarily in affiliated mutual funds representing a variety of asset classes. It aims to provide diversification across traditional asset classes—U.S. stocks, international stocks, and bonds—by investing primarily in mutual funds offered by Nationwide Variable Insurance Trust and affiliated or unaffiliated exchange-traded funds ("ETFs"). The fund allocates approximately 60% of its net assets in bonds, approximately 25% in U.S. stocks and approximately 15% in international stocks.

Past name: NVIT Cardinal Moderately Conservative I.

## Category Description: Allocation—30% to 50% Equity

Funds in allocation categories seek to provide both income and capital appreciation by investing in multiple asset classes, including stocks, bonds, and cash. These portfolios are dominated by domestic holdings and have equity exposures between 30% and 50%.

## Operations

Fund Inception Date	03-27-08
Initial Share Class Inception Date	03-27-08
Advisor	Nationwide Fund Advisors
Subadvisor	—

## Fees and Expenses as of 04-30-21

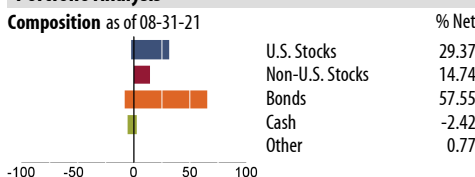
Gross Prospectus Expense Ratio	0.96%
Net Prospectus Expense Ratio	0.86%

Waiver Data	Type	Exp.Date	%
Management Fee	Contractual	04-30-22	0.10

## Portfolio Manager(s)

Christopher C. Graham. Since 2016.  
Keith P. Robinette, CFA. Since 2017.

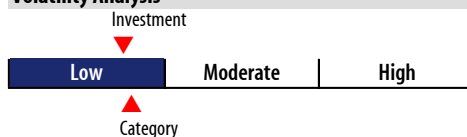
## Portfolio Analysis as of 08-31-21



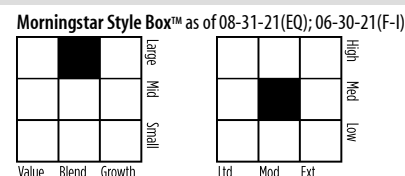
**Top 12 Holdings as of 08-31-21**

Holder	% Assets
NVIT GS Large Cap Equity Insights Y	20.65
NVIT Short Term Bond Y	17.34
NVIT Core Plus Bond Y	16.72
NVIT Core Bond Y	13.95
NVIT GS International Eq Insgts Y	8.22
NVIT US 130/30 Equity Y	7.72
Nvit Gs Emerging Markets Eq Insgts Y	4.60
Nationwide Bond R6	3.73
Nationwide Inflation-Prot Secs R6	1.91
NVIT DoubleLine Total Return Tactical Y	1.85
Nationwide International Sm Cp R6	1.67
NVIT GS Small Cap Equity Insights Y	1.62
Total Number of Stock Holdings	—
Total Number of Bond Holdings	—
Annual Turnover Ratio %	—
Total Fund Assets (\$mil)	702.58

## Volatility Analysis



In the past, this investment has shown a relatively small range of fluctuations relative to other investments. Based on this measure, currently more than two thirds of all investments have shown higher levels of risk. Consequently, this investment may appeal to investors looking for a conservative investment strategy.



**Statistics as of 08-31-21**

Statistic	Stk Port Avg	S&P 500
P/E Ratio	14.83	20.14
P/B Ratio	2.18	3.86
P/C Ratio	8.89	14.23
GeoAvgCap(\$mil)	50,497.45	201,739.88

**Risk Measures as of 09-30-21**

Metric	Port Avg	S&P 500
3 Yr Std Dev	8.58	18.81
3 Yr Sharpe Ratio	0.76	0.83
3 Yr Alpha	-0.21	—
3 Yr Beta	0.74	—
3 Yr R-squared	97.74	—

**Morningstar Sectors as of 08-31-21**

Sector	%Fund
Cyclical	38.32
Basic Materials	5.09
Consumer Cyclical	13.48
Financial Services	14.90
Real Estate	4.85
Sensitive	41.90
Communication Services	9.45
Energy	2.17
Industrials	9.94
Technology	20.34
Defensive	19.77
Consumer Defensive	4.29
Healthcare	13.89
Utilities	1.59

## Notes

This material is authorized for client use only when preceded accompanied by a Disclosure Statement, a product prospectus, prospectus and/or informational brochure containing more information. These can be obtained from your investment professional and should be read carefully before investing or sending money.

NOT A DEPOSIT — NOT FDIC INSURED — NOT INSURED BY A FEDERAL GOVERNMENT AGENCY — NOT GUARANTEED BY THE INSTITUTION — MAY GO DOWN IN VALUE