

# VanEck VIP Trust Emerging Markets Fund — Class S

## Investment Strategy from investment's prospectus

The investment seeks long-term capital appreciation by investing primarily in equity securities in emerging markets around the world. Under normal conditions, the fund invests at least 80% of its net assets in securities of companies that are organized in, maintain at least 50% of their assets in, or derive at least 50% of their revenues from, emerging market countries. The Adviser has broad discretion to identify countries that the fund's manager considers to qualify as emerging markets.

Past name: Van Eck VIP Emerging Mkts S.

## Category Description: Diversified Emerging Mkts

Diversified emerging-markets funds invest at least 50% of stock assets in developing nations. Most funds divide their assets among 20 or more nations, although they tend to focus on the emerging markets of Asia and Latin America rather than on those of the Middle East, Africa, or Europe. Thus, popular destinations include Hong Kong, Korea, Mexico and Brazil. Whatever their favorite nations, all these funds have the potential for large price swings.

## Operations

Fund Inception Date	05-02-16
Initial Share Class Inception Date	12-21-95
Advisor	Van Eck Associates Corporation
Subadvisor	—

## Fees and Expenses as of 05-01-21

Gross Prospectus Expense Ratio	3.69%
Net Prospectus Expense Ratio	1.55%


Waiver Data	Type	Exp.Date	%
Expense Ratio	Contractual	05-01-22	2.14

## Portfolio Manager(s)

David A. Semple. B.A., University of Edinburgh, 1985. Since 1998. Angus Shillington. Since 2014.

## Portfolio Analysis as of 08-31-21

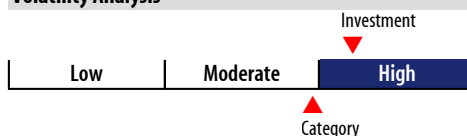
### Composition as of 08-31-21



### Top 20 Holdings as of 08-31-21

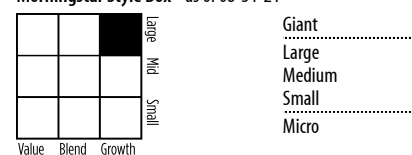
Company Name	% Assets
Taiwan Semiconductor Manufacturing Co Ltd	4.08
Invesco Shrt-Trm Inv Treasury Instl	3.82
Reliance Industries Ltd	3.24
Prosus NV Ordinary Shares - Class N	3.17
Samsung Electronics Co Ltd Participating Preferred	3.10
Tencent Holdings Ltd	3.01
MercadoLibre Inc	2.81
LG Chem Ltd	2.74
HDFC Bank Ltd	2.70
Delivery Hero SE	2.49
China Education Group Holdings Ltd	2.36
HDFC Bank Ltd ADR	2.28
MediaTek Inc	2.20
Sea Ltd ADR	2.12
A-Living Smart City Services Co Ltd Class H	2.06
Sberbank of Russia PJSC ADR	2.02
International Container Terminal Services Inc ADR	1.99
NAVER Corp	1.98
Alibaba Group Holding Ltd ADR	1.79
Shanghai Baosight Software Co Ltd	1.69
Total Number of Stock Holdings	81
Total Number of Bond Holdings	—
Annual Turnover Ratio %	29.00
Total Fund Assets (\$mil)	164.89

## Volatility Analysis



In the past, this investment has shown a wide range of price fluctuations relative to other investments. This investment may experience significant price increases in favorable markets or undergo large price declines in adverse markets. Some of this risk may be offset by owning other investments that follow different investment strategies.

## Morningstar Style Box™ as of 08-31-21



## Statistics as of 08-31-21

Statistic	Stk Port Avg	S&P 500
P/E Ratio	16.01	20.14
P/B Ratio	2.71	3.86
P/C Ratio	10.81	14.23
GeoAvgCap(\$mil)	23,942.65	201,739.88

## Risk Measures as of 09-30-21

Metric	Port Avg	S&P 500
3 Yr Std Dev	21.43	18.81
3 Yr Sharpe Ratio	0.52	0.83
3 Yr Alpha	2.33	—
3 Yr Beta	1.07	—
3 Yr R-squared	78.32	—

## Top 10 Countries as of 08-31-21

China
India
South Korea
Brazil
Taiwan
Russia
United Kingdom
Netherlands
Philippines
Turkey

## Notes

This material is authorized for client use only when preceded accompanied by a Disclosure Statement, a product prospectus, prospectus and/or informational brochure containing more information. These can be obtained from your investment pro and should be read carefully before investing or sending mon

NOT A DEPOSIT — NOT FDIC INSURED — NOT INSURED BY AI FEDERAL GOVERNMENT AGENCY — NOT GUARANTEED BY THE INSTITUTION — MAY GO DOWN IN VALUE